

Welcome To Schoology - Getting Started Information for Students

What is Schoology?

• Schoology is an online learning environment based in a social media styled platform. It is a password protected, controlled environment with an area specific to Glen Rock staff and students. Here, students can communicate with one another and their teachers, check homework and access class materials.

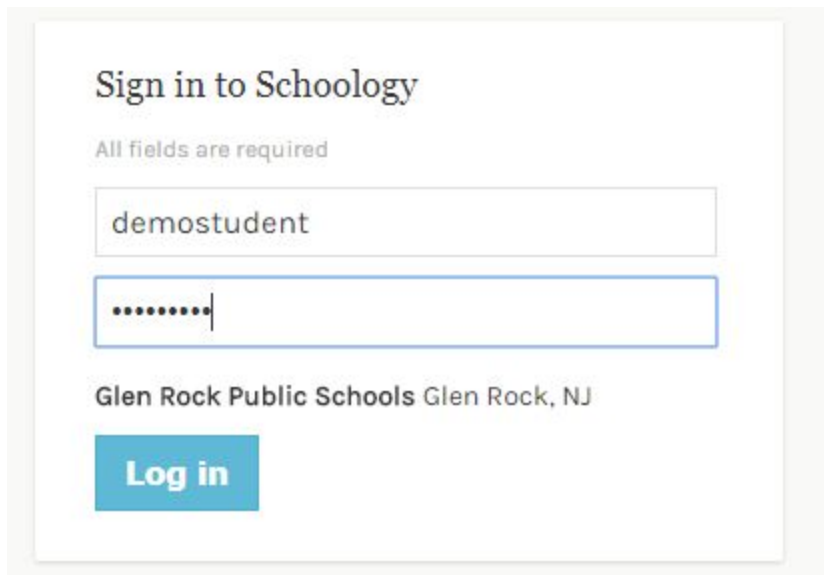
Why is Glen Rock using Schoology?

• Schoology is an easy--to--use website (app also available on mobile devices) which fosters our vision of collaboration and connectedness. Its many features include threaded discussion boards and electronic document submission. Most colleges and post-secondary schools use online learning systems, such as this one. This platform will not only benefit you while here in Glen Rock, but also prepare you for the future.

How do I access Schoology?

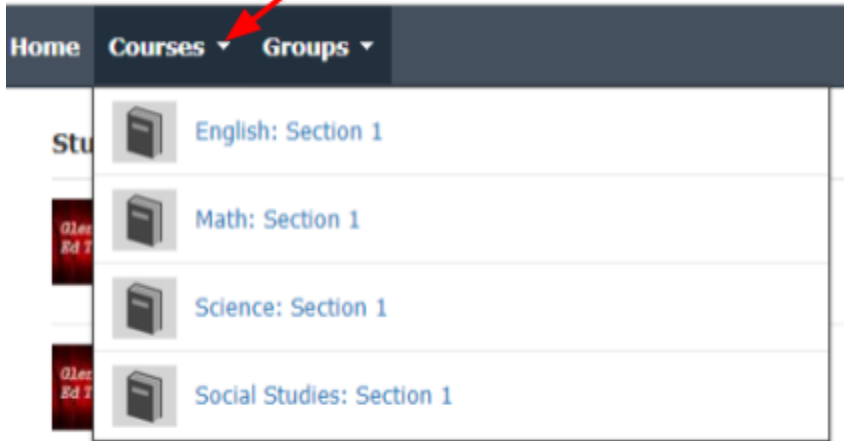
1. Go to glenrocknj.schoology.com.
2. Enter your Username and Password (the same username and password** to login to a school computer)
3. Click **Log in**.

**** Important note - if you change your computer password, you change your Schoology password as well.**

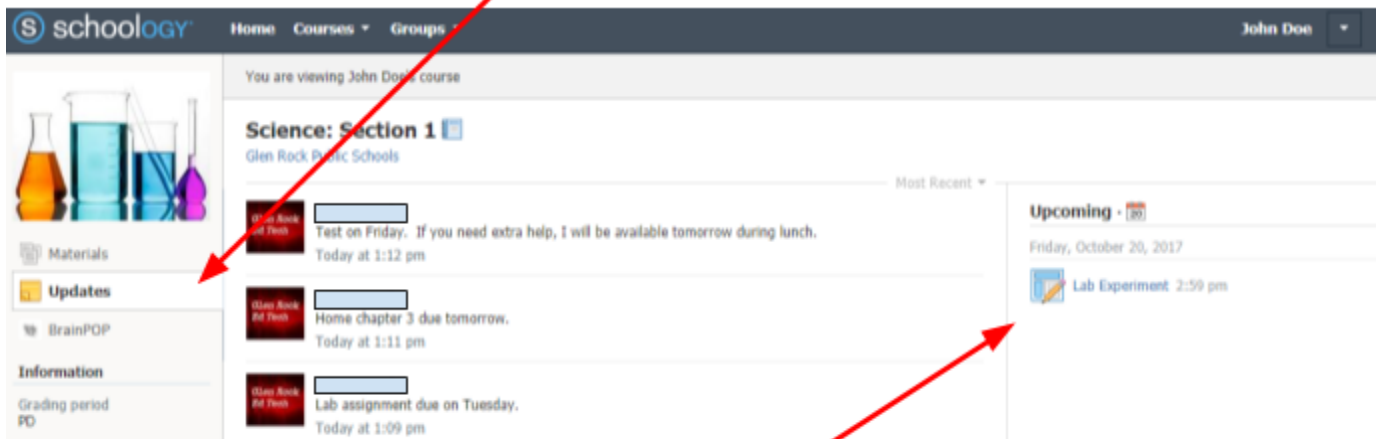


The image shows a screenshot of the Schoology login interface. At the top, it says "Sign in to Schoology". Below that, a note states "All fields are required". There are two input fields: the first contains the username "demostudent" and the second contains a masked password represented by seven dots. Below the password field, the text "Glen Rock Public Schools Glen Rock, NJ" is displayed. At the bottom of the form is a blue button with the text "Log in".

Once you login you can access your courses by clicking the Course Tab



Within a course, use the menu to navigate between updates (announcements and homework posting), materials (class documents, online assignments, etc.) and other features.



All upcoming assignments and events will be displayed in the right.